

Department : State Universities and Colleges (SUCs)
 Agency/Entity : Tarlac State University
 Operating Unit : < not applicable >
 Organization Code (UACS) : 08 037 000000
 Fund Cluster : 01 - Regular Agency Fund
 (e.g. UACS Fund Cluster: 01-Regular Agency Fund, 02-Foreign Assisted Projects Fund, 03-Special Account-Locally Funded/Domestic Grants Fund, and 04-Special Account-Foreign Assisted/Foreign Grants Fund)


X	Current Year Appropriations
	Supplemental Appropriations
	Continuing Appropriations


Particulars	UACS CODE	Appropriations			Allotments			Current Year Obligations					Current Year Disbursements				Balances						
		Authorized Appropriations	Adjustments (Transfer To/From, Modifications/ Augmentations)	Adjusted Appropriations	Allotments Received	Adjustments (Reductions, Modifications/ Augmentations)	Transfer To	Transfer From	Adjusted Allotments	1st Quarter Ending March 31	2nd Quarter Ending June 30	3rd Quarter Ending September 30	4th Quarter Ending December 31	Total	1st Quarter Ending March 31	2nd Quarter Ending June 30	3rd Quarter Ending September 30	4th Quarter Ending December 31	Total	Unreleased Appropriations	Unobligated Allotments	Unpaid Obligations (15-20)=(23+24)	
		3	4	5=(3+4)	6	7	8	9	10=(8+9+7)+6	11	12	13	14	15=(11+12+13+14)	16	17	18	19	20=(16+17+18+19)	21	22	23	24
Project(s)		346,998,000.00	0.00	346,998,000.00	290,698,000.00	0.00	0.00	0.00	290,698,000.00	13,480,816.00	124,925,965.00	0.00	120,772,035.00	259,178,816.00	0.00	124,925,965.00	0.00	134,118,042.84	259,044,007.84	56,300,000.00	31,519,184.00	134,803.16	0.00
Locally-Funded Project(s)		346,998,000.00	0.00	346,998,000.00	290,698,000.00	0.00	0.00	0.00	290,698,000.00	13,480,816.00	124,925,965.00	0.00	120,772,035.00	259,178,816.00	0.00	124,925,965.00	0.00	134,118,042.84	259,044,007.84	56,300,000.00	31,519,184.00	134,803.16	0.00
Capacity Development on Futures Thinking and Strategic Foresight	31010020024000	2,000,000.00	0.00	2,000,000.00	0.00	0.00	0.00	0.00	0.00	0.00	0.00	0.00	0.00	0.00	0.00	0.00	0.00	0.00	0.00	2,000,000.00	0.00	0.00	0.00
MODE		2,000,000.00	0.00	2,000,000.00	0.00	0.00	0.00	0.00	0.00	0.00	0.00	0.00	0.00	0.00	0.00	0.00	0.00	0.00	0.00	2,000,000.00	0.00	0.00	0.00
Free Higher Education	31010020026000	245,698,000.00	0.00	245,698,000.00	245,698,000.00	0.00	0.00	0.00	245,698,000.00	0.00	124,925,965.00	0.00	120,772,035.00	245,698,000.00	0.00	124,925,965.00	0.00	120,772,035.00	245,698,000.00	0.00	0.00	0.00	0.00
MODE		245,698,000.00	0.00	245,698,000.00	245,698,000.00	0.00	0.00	0.00	245,698,000.00	0.00	124,925,965.00	0.00	120,772,035.00	245,698,000.00	0.00	124,925,965.00	0.00	120,772,035.00	245,698,000.00	0.00	0.00	0.00	0.00
Increase in carrying capacity of Nursing and Allied Health Programs	31010020027000	50,000,000.00	0.00	50,000,000.00	0.00	0.00	0.00	0.00	0.00	0.00	0.00	0.00	0.00	0.00	0.00	0.00	0.00	0.00	0.00	50,000,000.00	0.00	0.00	0.00
CD		50,000,000.00	0.00	50,000,000.00	0.00	0.00	0.00	0.00	0.00	0.00	0.00	0.00	0.00	0.00	0.00	0.00	0.00	0.00	0.00	50,000,000.00	0.00	0.00	0.00
Additional Advanced Manufacturing Equipment for Industrial Engineering and Electronics Engineering of the College of Engineering and Technology	31010020028000	25,000,000.00	0.00	25,000,000.00	25,000,000.00	0.00	0.00	0.00	25,000,000.00	13,480,816.00	0.00	0.00	0.00	13,480,816.00	0.00	0.00	0.00	13,346,007.84	13,346,007.84	0.00	11,519,184.00	134,803.16	0.00
CD		25,000,000.00	0.00	25,000,000.00	25,000,000.00	0.00	0.00	0.00	25,000,000.00	13,480,816.00	0.00	0.00	0.00	13,480,816.00	0.00	0.00	0.00	13,346,007.84	13,346,007.84	0.00	11,519,184.00	134,803.16	0.00
Taking Dunong Program	31010020029000	1,300,000.00	0.00	1,300,000.00	0.00	0.00	0.00	0.00	0.00	0.00	0.00	0.00	0.00	0.00	0.00	0.00	0.00	0.00	0.00	1,300,000.00	0.00	0.00	0.00
MODE		1,300,000.00	0.00	1,300,000.00	0.00	0.00	0.00	0.00	0.00	0.00	0.00	0.00	0.00	0.00	0.00	0.00	0.00	0.00	0.00	1,300,000.00	0.00	0.00	0.00
Higher Education Research and Innovation Project	31010020030000	3,000,000.00	0.00	3,000,000.00	0.00	0.00	0.00	0.00	0.00	0.00	0.00	0.00	0.00	0.00	0.00	0.00	0.00	0.00	0.00	3,000,000.00	0.00	0.00	0.00
MODE		3,000,000.00	0.00	3,000,000.00	0.00	0.00	0.00	0.00	0.00	0.00	0.00	0.00	0.00	0.00	0.00	0.00	0.00	0.00	0.00	3,000,000.00	0.00	0.00	0.00
Construction of 2-Storey, 6-Classroom School Building, La Paz Campus	31010020031000	20,000,000.00	0.00	20,000,000.00	20,000,000.00	0.00	0.00	0.00	20,000,000.00	0.00	0.00	0.00	0.00	0.00	0.00	0.00	0.00	0.00	0.00	20,000,000.00	0.00	0.00	0.00
CD		20,000,000.00	0.00	20,000,000.00	20,000,000.00	0.00	0.00	0.00	20,000,000.00	0.00	0.00	0.00	0.00	0.00	0.00	0.00	0.00	0.00	0.00	20,000,000.00	0.00	0.00	0.00
OO : High education research approved to promote economic productivity and innovation		16,009,000.00	0.00	16,009,000.00	16,009,000.00	0.00	0.00	0.00	16,009,000.00	3,571,877.69	3,456,169.99	3,451,992.83	3,059,762.67	13,539,803.18	3,539,257.69	3,314,438.81	3,348,962.61	3,399,444.07	13,512,103.18	0.00	2,469,196.82	27,709.00	0.00
ADVANCED EDUCATION PROGRAM		5,180,000.00	0.00	5,180,000.00	5,180,000.00	0.00	0.00	0.00	5,180,000.00	1,010,959.07	1,065,618.26	863,965.27	1,020,245.40	3,960,788.00	1,010,159.07	1,065,818.26	864,265.27	1,018,945.40	3,969,188.00	0.00	1,219,212.00	1,600.00	0.00
Provision of Advanced Education Services	320100100001000	5,180,000.00	0.00	5,180,000.00	5,180,000.00	0.00	0.00	0.00	5,180,000.00	1,010,959.07	1,065,618.26	863,965.27	1,020,245.40	3,960,788.00	1,010,159.07	1,065,818.26	864,265.27	1,018,945.40	3,959,188.00	0.00	1,219,212.00	1,600.00	0.00
PS		3,369,000.00	90,000.00	3,459,000.00	3,369,000.00	90,000.00	0.00	0.00	3,459,000.00	990,909.07	1,050,170.26	863,965.27	553,955.40	3,459,000.00	990,109.07	1,050,370.26	864,265.27	552,655.43	3,457,400.00	0.00	0.00	1,600.00	0.00
MODE		1,811,000.00	(90,000.00)	1,721,000.00	1,811,000.00	(90,000.00)	0.00	0.00	1,721,000.00	20,050.00	15,448.00	0.00	466,290.00	501,788.00	20,050.00	15,448.00	0.00	466,290.00	501,788.00	0.00	1,219,212.00	0.00	0.00
RESEARCH PROGRAM		10,829,000.00	0.00	10,829,000.00	10,829,000.00	0.00	0.00	0.00	10,829,000.00	2,560,918.62	2,390,551.73	2,588,027.56	2,039,517.27	9,579,015.18	2,529,098.62	2,248,620.55	2,484,697.34	2,290,498.67	9,552,915.18	0.00	1,249,984.82	26,100.00	0.00
Conduct of Research Services	320200100001000	10,829,000.00	0.00	10,829,000.00	10,829,000.00	0.00	0.00	0.00	10,829,000.00	2,560,918.62	2,390,551.73	2,588,027.56	2,039,517.27	9,579,015.18	2,529,098.62	2,248,620.55	2,484,697.34	2,290,498.67	9,552,915.18	0.00	1,249,984.82	26,100.00	0.00
PS		7,474,000.00	189,000.00	7,663,000.00	7,474,000.00	189,000.00	0.00	0.00	7,663,000.00	1,900,876.52	2,144,263.26	2,189,386.16	1,410,462.06	7,654,000.00	1,908,478.52	2,144,263.26	2,190,096.16	1,410,082.06	7,652,900.00	0.00	0.00	1,100.00	0.00
MODE		3,355,000.00	(180,000.00)	3,175,000.00	3,355,000.00	(180,000.00)	0.00	0.00	3,175,000.00	651,040.10	246,288.47	398,631.40	629,055.21	1,925,015.18	620,620.10	104,357.29	294,601.18	880,426.61	1,900,015.18	0.00	1,249,984.82	25,000.00	0.00
OO : Community engagement Increased		4,629,000.00	0.00	4,629,000.00	4,629,000.00	0.00	0.00	0.00	4,629,000.00	1,008,169.50	1,108,055.66	482,378.92	405,128.22	3,003,732.30	886,269.50	1,129,155.66	233,478.92	623,428.22	2,972,332.30	0.00	1,625,267.70	31,400.00	0.00
TECHNICAL ADVISORY EXTENSION PROGRAM		4,629,000.00	0.00	4,629,000.00	4,629,000.00	0.00	0.00	0.00	4,629,000.00	1,008,169.50	1,108,055.66	482,378.92	405,128.22	3,003,732.30	886,269.50	1,129,155.66	233,478.92	623,428.22	2,972,332.30	0.00	1,625,267.70	31,400.00	0.00
Provision of Extension Services	330100100001000	4,629,000.00	0.00	4,629,000.00	4,629,000.00	0.00	0.00	0.00	4,629,000.00	1,008,169.50	1,108,055.66	482,378.92	405,128.22	3,003,732.30	886,269.50	1,129,155.66	233,478.92	623,428.22	2,972,332.30	0.00	1,625,267.70	31,400.00	0.00
PS		2,071,000.00	129,000.00	2,199,000.00	2,071,000.00	129,000.00	0.00	0.00	2,199,000.00	796,595.40	1,002,412.46	265,378.92	186,613.22	2,191,000.00	785,995.40	1,002,212.46	205,778.92	186,613.22	2,190,600.00	0.00	0.00	400.00	0.00


Department : State Universities and Colleges (SUCs)
 Agency/Entity : Tarlac State University
 Operating Unit : < not applicable >
 Organization Code (UACS) : 08 037 0000000
 Fund Cluster : 01 - Regular Agency Fund
 (e.g. UACS Fund Cluster: 01-Regular Agency Fund, 02-Foreign Assisted Projects Fund, 03-Special Account-Locally Funded/Domestic Grants Fund, and 04-Special Account-Foreign Assisted/Foreign Grants Fund)


X	Current Year Appropriations
	Supplemental Appropriations
	Continuing Appropriations

Particulars	UACS CODE	Appropriations			Allotments			Current Year Obligations					Current Year Disbursements				Balances						
		Authorized Appropriations	Adjustments (Transfer To/From, Modifications/Augmentations)	Adjusted Appropriations	Allotments Received	Adjustments (Reductions, Modifications/Augmentations)	Transfer To	Transfer From	Adjusted Allotments	1st Quarter Ending March 31	2nd Quarter Ending June 30	3rd Quarter Ending September 30	4th Quarter Ending December 31	Total	1st Quarter Ending March 31	2nd Quarter Ending June 30	3rd Quarter Ending September 30	4th Quarter Ending December 31	Total	Unreleased Appropriations	Unobligated Allotments	Unpaid Obligations (15-20)-(23+24)	
1	2	3	4	5=(3+4)	6	7	8	9	10=(8+9)	11	12	13	14	15=(11+12+13+14)	16	17	18	19	20=(16+17+18+19)	21	22	23	24
Recapitulation by OO:																							
Agency Specific Budget		682,711,000.00	4,846,485.00	687,557,485.00	626,411,000.00	4,846,485.00	0.00	0.00	631,257,485.00	77,143,663.71	199,614,564.45	70,503,173.78	226,595,178.62	573,766,800.56	62,463,658.73	199,344,761.15	66,402,956.57	244,071,458.71	572,281,935.16	56,300,000.00	57,490,904.44	1,484,645.40	0.00
TECHNICAL ADVISORY EXTENSION PROGRAM		4,629,000.00	0.00	4,629,000.00	4,629,000.00	0.00	0.00	0.00	4,629,000.00	1,908,169.50	1,108,255.66	482,378.92	405,128.22	3,903,732.30	986,269.50	1,129,155.66	233,478.92	623,428.22	2,972,332.30	0.00	1,625,287.70	31,400.00	0.00
ADVANCED EDUCATION PROGRAM		5,180,000.00	0.00	5,180,000.00	5,180,000.00	0.00	0.00	0.00	5,180,000.00	1,010,969.07	1,065,618.26	863,865.27	1,009,245.40	3,960,788.00	1,010,159.07	1,065,818.26	864,265.27	1,019,945.40	3,959,188.00	0.00	1,219,212.00	1,607.00	0.00
RESEARCH PROGRAM		10,829,000.00	0.00	10,829,000.00	10,829,000.00	0.00	0.00	0.00	10,829,000.00	2,580,918.82	2,390,551.73	2,588,027.56	2,039,517.27	9,579,015.18	2,529,098.62	2,248,620.55	2,484,697.34	2,290,468.67	9,552,915.18	0.00	1,248,984.92	26,103.00	0.00
HIGHER EDUCATION PROGRAM		682,073,000.00	4,846,485.00	686,919,485.00	605,773,000.00	4,846,485.00	0.00	0.00	610,619,485.00	72,563,616.52	195,050,338.80	66,568,892.03	223,849,287.71	557,223,045.06	57,938,131.54	194,961,166.68	62,819,615.04	240,138,586.42	555,797,499.68	56,300,000.00	53,396,439.92	1,425,545.40	0.00

Certified Correct:

 JASPER A. YAUDER, CPA
 Budget Officer
 Date: January 24, 2024 08:11 AM

Certified Correct:

 YUSEF P. RONQUILLO, CPA
 Accountant
 Date: January 24, 2024 08:11 AM

Recommended by:

 JOHN ERWIN S. PANLILIO, CPA
 Chief Finance Officer
 Date:

Approved By:

 DR. ARNOLD E. VELASCO
 Agency Head
 Date: January 24, 2024 08:14 AM